

NEEDLE – FREE VEIN VALVE NEEDLE – FREE CONNECTOR INSTRUCTIONS FOR USE



RELATED PRODUCTS

Needle-free vein valves used to deliver fluid/medication into the patient's vascular access

PRODUCT DESCRIPTION

Needle-free vein valves compatible with all luer lock connectors, consisting of an integral flat silicone seal and a partially transparent clear housing that protects patients and healthcare workers from exposure to fluids and needlestick injuries.

INSTRUCTIONS FOR USE

1. Remove the protective cap from the female luer end of the needle-free vein valve.
2. Before connecting any syringe or IV set, disinfect the silicone part of the female luer end by swabbing it with an alcohol/ chlorhexidine-containing tissue in accordance with the hospital's infection control procedure.
3. Make it ready for use by passing saline fluid through the needle-free valve.
4. Remove the protective cap of the male luer end of the needle-free valve and connect the male luer end to the device in the patient's vascular access.
5. Lock the female luer end of the needle-free vein valve onto the syringe or the tip of the infusion set.
6. Check the patient's vascular access with the help of saline by opening the clamp of the infusion set or pushing the syringe plunger. Then perform the drug/liquid/blood/parenteral nutrient infusion.
7. Needle-free vein valve is suitable for all luer lock syringes and sets. When using a rotating male luer lock connection, make sure that the luer connector is fully connected to the body before fixing the collar/ring. When using luer slip syringes, rotate the male luer slip clockwise while locking the syringe into the valve. When the process is finished, remove the luer slip from the valve by turning it counterclockwise.

8. After each fluid delivery, flush the valve and catheter as specified in hospital protocol.
9. When all procedures are completed, dispose of the valve in accordance with the waste management procedure of the facility.
10. The needle-free vein valve provides a microbiological barrier for 7 days if port site disinfection procedures are fully followed. (See. Flyer EN 2021 Microbiological Barrier)

WARNINGS & PRECAUTIONS

1. It should be used by healthcare personnel.
2. DO NOT USE if the package has been opened or damaged.
3. DO NOT USE expired products.
4. Check that all protective caps are present before use.
5. DO NOT ACCESS needle-free valves with a needle or blunt cannula.
6. DO NOT USE in patients who are hypersensitive to any of the materials used.
7. If the silicone part of the valve becomes damaged or does not return to its original form after multiple access, replace the product. This may cause leakage.
8. DO NOT OVERTIGHTEN the connections.
9. If it is leaking, replace the product with a new one.
10. Replace the product with a new one in case the product separates from the bonding areas.
11. The product is for single use only. DO NOT RESTERILIZE.
12. DO NOT LEAVE infusion sets unattended.
13. If you observe that a drug or liquid has damaged the product, replace it with a new one and inform our company by naming the drug.

NEEDLE – FREE VEIN VALVE NEEDLE – FREE CONNECTOR INSTRUCTIONS FOR USE

STORAGE TEMPERATURE

Product storage temperature is 15 – 30°C.

TIME OF USE

Needle-free valve provides a microbiological barrier for 7 days if port site disinfection procedures are fully followed.
(See. Flyer EN 2021 Microbiological Barrier)
















SHELF LIFE

The shelf life of the product is 5 years.

USERS

Specialist physicians, nurses, pharmacists and other relevant health-trained workers.

LABEL DISCLOSURES

				
Manufacturer Information	Notified Body Number	Manufacturing Date	Expiry Date	Lot Number
				
Reference Number	Sterilized with EO Gas	Do Not Re-sterilize	Do Not Use If Package is Damaged	Keep Away From The Sun
				
See User Manual	Storage Temperature Limits	Single Use Only	Caution	Pyrogen Free
				
DEHP – Free	Latex – Free	Medical Device		