

IV FILTER SET 0.2 micron  
IV FILTER SET 1.2 micron  
INSTRUCTIONS FOR USE



## RELATED PRODUCTS

IV sets with 0.2 or 1.2 micron in-line filter, with or without UV protection

## PRODUCT DESCRIPTION

Filter sets that can be configured in different lengths for total parenteral nutrition, oncological drug (Paclitaxel, etc.) or other intravenous drug administration, may contain needle-free valves according to needs, allow IV fluids to be filtered through the appropriate pore size, and may be added to infusion sets.

## INSTRUCTIONS FOR USE

1. Open the female luer tip protective cap of the filter set. Then open the clamp and fill the set with liquid (saline). Remove the air from the set. The liquid should flow in the direction of the arrow on the filter. Keep the filter in a vertical position during air removal, do not turn it. Close the clamp after air removal.
2. Open the male luer tip protective cap of the filter set and attach the male luer tip to the device in the patient's vascular access.
3. Attach the female luer tip/valve of the filter set to the syringe or to the tip of the infusion set which prepared in accordance with the instructions for use.
4. Open all clamps on the infusion set and filter set and check the patient's vascular access. Perform drug/liquid/parenteral nutrient infusion.
5. After each fluid delivery, flush the set and catheter as specified in hospital protocol.
6. For filter sets with two female luer tips, the female luer tips can be attached to different infusion sets, or one female tip can be attached to the infusion set while the other can be used in syringe applications.
7. Close the clamps of the filter set and the infusion set when the administration is finished. Dispose of the set in accordance with the waste management procedure of the facility.

8. Filter set is suitable for all luer lock syringes and sets. When using a rotating collar male luer lock connectors ensure that the luer is inserted straight while held at the body not at the collar/ring. When using luer slip syringes, rotate the male luer slip 90 to 180° clockwise while locking the syringe into the valve of the filter set. When the process is finished, rotate the luer slip from the valve by turning it counterclockwise.
9. The needle-free connector of valve-containing filter sets provides a microbiological barrier for 7 days if port site disinfection procedures are fully followed. (See. Flyer TR 2021 Microbiological Barrier)

## WARNINGS & PRECAUTIONS

1. It should be used by healthcare personnel.
2. NOT SUITABLE for blood products containing cells.
3. DO NOT USE if the package has been opened or damaged.
4. DO NOT USE expired products.
5. Check that all protective caps are present before use.
6. DO NOT ACCESS needle-free valves with a needle or blunt cannula.
7. DO NOT USE in patients who are hypersensitive to any of the materials used.
8. If the silicone part of the valve becomes damaged or does not return to its original form after multiple access, replace the set. This may cause leakage.
9. DO NOT OVERTIGHTEN the connections.
10. If it is leaking, replace the product with a new one.
11. Replace the product with a new one in case the set separates from the bonding areas.
12. The product is for single use only. DO NOT RESTERILIZE.
13. DO NOT LEAVE filter set & infusion sets unattended.
14. If you observe that a drug or liquid has damaged the infusion set, replace the set with a new one and inform our company by naming the drug.

IV FILTER SET 0.2 micron  
IV FILTER SET 1.2 micron  
INSTRUCTIONS FOR USE

### STORAGE TEMPERATURE

Product storage temperature is 15 – 30°C.

### TIME OF USE

The needle-free connector of valve-containing filter sets provides a microbiological barrier for 7 days if port site disinfection procedures are fully followed. (See. Flyer EN 2021 Microbiological Barrier)






### SHELF LIFE

The shelf life of the product is 5 years.

### USERS

Specialist physicians, nurses, pharmacists and other relevant health-trained workers.

### LABEL DISCLOSURES

 Manufacturer Information	 Notified Body Number	 Manufacturing Date	 Expiry Date	 Lot Number
 Reference Number	 Sterilized with EO Gas	 Do Not Re-sterilize	 Do Not Use If Package is Damaged	 Keep Away From The Sun
 See User Manual	 Storage Temperature Limits	 Single Use Only	 Caution	 Pyrogen Free
 DEHP – Free	 Latex – Free	 Medical Device		