

SYRINGE ADAPTER INSTRUCTIONS FOR USE



RELATED PRODUCTS

Closed male luer connectors

PRODUCT DESCRIPTION

ONCOERA SAFE Needle – Free Syringe Adapters are connectors used for the safe preparation and transport of hazardous drugs. Syringe Adapters creates a closed system between syringe and vial adapters, as well as administration sets and needle – free connectors.

INSTRUCTIONS FOR USE

1. Open the sterile package of the syringe adapter and syringe. Lock the syringe adapter onto luer lock syringe by twisting.
2. Open the protective cap of the vial. Wipe the stopper of the vial with 70% IPA.
3. Remove the vial adapter from its sterile package. Remove the spike cap. Plunge the spike of the vial adapter onto the vial stopper in one stroke and at a right angle.
4. Take the syringe with syringe adapter attached and the vial with vial adapter attached. Lock the syringe adapter to vial adapter by twisting.
5. Withdraw the required amount of drug into the syringe by holding the syringe at a 90° angle to the ground.
6. Open the cap of needle – free connector on the transfer set. Lock the syringe adapter to needle – free connector of the transfer set by twisting.

7. Transfer required amount of drug from the syringe into the bag by pushing the syringe plunger. After drug transfer is complete withdraw a small amount of fluid from the IV bag into the syringe and return it to the bag – FLUSHING.

WARNINGS & PRECAUTIONS

1. It should be used by healthcare personnel.
2. DO NOT USE if the package has been opened or damaged.
3. DO NOT USE expired products.
4. Check that all protective caps are present before use.
5. DO NOT ACCESS needle-free valves with a needle or blunt cannula.
6. DO NOT USE in patients who are hypersensitive to any of the materials used.
7. If the silicone part of the valve becomes damaged or does not return to its original form after multiple access, replace the product. This may cause leakage.
8. DO NOT OVERTIGHTEN the connections.
9. If it is leaking, replace the product with a new one.
10. Replace the product with a new one in case the set separates from the bonding areas.
11. The product is for single use only. DO NOT RESTERILIZE.
12. If you observe that a drug or liquid has damaged the product, replace product with a new one and inform our company by naming the drug.
13. When the drug preparation process is finished, dispose of the products as a whole without separating the vial adapter from the vial and the syringe adapter from the syringe.
14. Follow local regulations regarding the disposal of hazardous drugs.



SYRINGE ADAPTER INSTRUCTIONS FOR USE

STORAGE TEMPERATURE

Product storage temperature is 15 - 30°C.


















SHELF LIFE

The shelf life of the product is 5 years.

USERS

Specialist physicians, nurses, pharmacists and other relevant health-trained workers.

LABEL DISCLOSURES

				
Manufacturer Information	Notified Body Number	Manufacturing Date	Expiry Date	Lot Number
				
Reference Number	Sterilized with EO Gas	Do Not Re-sterilize	Do Not Use If Package is Damaged	Keep Away From The Sun
				
See User Manual	Storage Temperature Limits	Single Use Only	Caution	Pyrogen Free
				
DEHP – Free	Latex – Free	Medical Device		