

VIAL ADAPTER INSTRUCTIONS FOR USE



RELATED PRODUCTS

Vial adapters with spike tip, needle-free connector, and hydrophobic filter

PRODUCT DESCRIPTION

ONCOERA Vial Adapters are equipped with a 0.2 µm hydrophobic air filter to protect users from aerosols and drugs from microbiological contamination. It creates a closed system when used with syringe adapters.

INSTRUCTIONS FOR USE

1. Open the protective cap of the vial. Wipe the stopper of the vial with 70% IPA.
2. Remove the vial adapter from its sterile package. Remove the spike cap. Plunge the spike of the vial adapter onto the vial stopper in one stroke and at a right angle.
3. Open the sterile package of the syringe adapter and syringe. Lock the syringe adapter onto luer lock syringe by twisting.
4. Take the syringe with syringe adapter attached and the vial with vial adapter attached. Lock the syringe adapter to vial adapter by twisting.
5. Withdraw the required amount of drug into the syringe by holding the syringe at a 90° angle to the ground.
6. Open the cap of needle – free connector on the transfer set. Lock the syringe adapter to needle – free connector of the transfer set by twisting.
7. Transfer required amount of drug from the syringe into the bag by pushing the syringe plunger. After drug transfer is complete withdraw a small amount of fluid from the IV bag into the syringe and return it to the bag – FLUSHING.

WARNINGS & PRECAUTIONS

1. It should be used by healthcare personnel.
2. DO NOT USE if the package has been opened or damaged.
3. DO NOT USE expired products.
4. Check that all protective caps are present before use.
5. DO NOT ACCESS needle-free valves with a needle or blunt cannula.
6. DO NOT USE in patients who are hypersensitive to any of the materials used.
7. If the silicone part of the valve becomes damaged or does not return to its original form after multiple access, replace the product. This may cause leakage.
8. DO NOT OVERTIGHTEN the connections.
9. If it is leaking, replace the product with a new one.
10. Replace the product with a new one in case the set separates from the bonding areas.
11. The product is for single use only. DO NOT RESTERILIZE.
12. If you observe that a drug or liquid has damaged the product, replace product with a new one and inform our company by naming the drug.
13. When the drug preparation process is finished, dispose of the products as a whole without separating the vial adapter from the vial and the syringe adapter from the syringe.
14. Follow local regulations regarding the disposal of hazardous drugs.

VIAL ADAPTER INSTRUCTIONS FOR USE

STORAGE TEMPERATURE

Product storage temperature is 15 - 30°C.

















SHELF LIFE

The shelf life of the product is 5 years.

USERS

Specialist physicians, nurses, pharmacists and other relevant health-trained workers.

LABEL DISCLOSURES

 Manufacturer Information	 Notified Body Number	 Manufacturing Date	 Expiry Date	 Lot Number
 Reference Number	 Sterilized with EO Gas	 Do Not Re-sterilize	 Do Not Use If Package is Damaged	 Keep Away From The Sun
 See User Manual	 Storage Temperature Limits	 Single Use Only	 Caution	 Pyrogen Free
 DEHP – Free	 Latex – Free	 Medical Device		